



MITO
KOLORYSTYKA


PŁYTA




**172 – DĄB
BURSZTYNOWY**



173 – ROBINIA




67 – BIAŁY PASTEL




08 - CZARNY

HPL



73 – BIAŁY POŁYSK




101 – CZARNY POŁYSK




**155 – ANTRACYT
POŁYSK**




174 – BEŻOWY MAT



175 – TRUFLOWY MAT




176 – CZERWONY MAT



177 – SZARY MAT



178 – AVOCADO MAT



179 – ZIELONY
BUTELKOWY MAT




180 – BŁĘKITNY PRUSKI
MAT




184 – BŁĘKITNY MAT

METAL



M009 - aluminium półmat
RAL9006




M015 – biały półmat
RAL9010



M115 – czarny półmat
RAL9005



M154 – ANTRACYT
PÓLMAT



25 – ALUMINIUM
POLEROWANE